
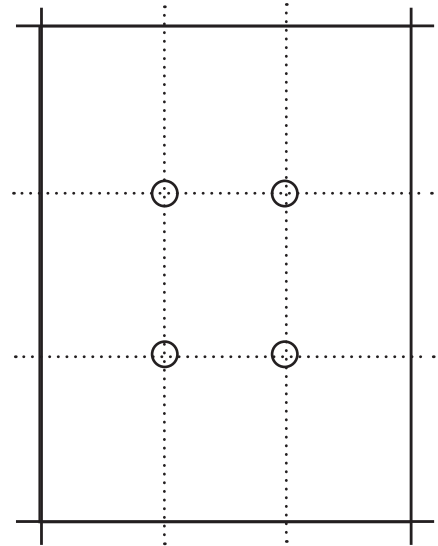
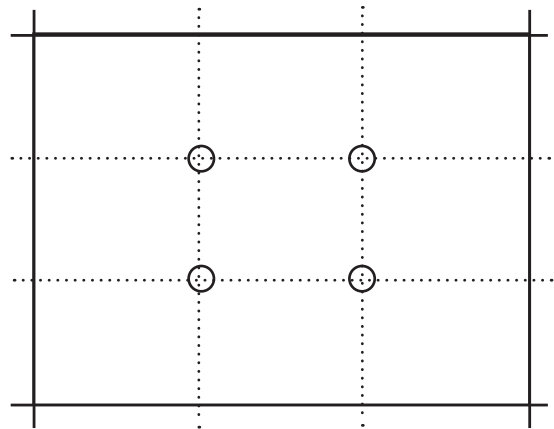


# How to Use Photos Creatively as Subject References

Glenda Blake / <http://glendablake.com>

## Composition

- Use your cropping “L”s to sight possible compositions using the Rule of Three. Using the pre-printed blanks on your Thumbnail Sheet\*, and working **quickly**, sketch out variations of your chosen photos.
- Points where the dividing dotted lines intersect are your visual “hot spots;” use one to site your primary visual interest.
- Try both horizontal and vertical sketches, and show dark, light, and intermediate values of the still life elements to determine your final composition.
- Use remaining three “hot spots” for optional secondary visual interest. Make **at least 3** sketches of varying views of your subject, then choose the best composition.



Thumbnail Sheet

